ZINGA	Vapour Blast + TSA	QA/QC Department Pull Off Test Report

Test Panel

Photo 1 	Comment: Test panel prior to Blasting and TSA Date : 21April 2018
Photo 2 	Comment: Above : Preparation for Salt Test Below : Salt Test on Plate prior to blasting

Photo 3 	Comment: Blasting to SA 2.5 using 1. SATBlast Vapor Blasting machine 2. Abrablast Recycled Glass abrasives with Water 3. 390 Compressor @ 7.5 bar
Photo 4 	Comment: Test Panel Blasted to SA 2.5 Salt Test shows some reduction in Salt content Profile Test 1. 92 microns 2. 102 microns 3. 98 microns

Photo 5 	Comment: Application of TSA to average 300 microns dft
Photo 6 	Comment: Dolly 1 Planted : 22 APR 18 Time : 1310 Hrs Pull Off Test: 24 APR18 Time : 1130 Hrs Result: 10.55 MPA 100% Adhesion Failure Dolly 2 Planted : 22 APR 18 Time : 1310 Hrs Pull Off Test: 24 APR18 Time : 1135 Hrs Result: 8.75 MPA 100% Adhesion Failure

Photo 7 	Comment: Dolly Planted 3 : 22 APR 18 Time : 1310 Hrs Pull Off Test: 24 APR18 Time : 1140 Hrs Result: 9.51 MPA 100% Adhesion Failure Dolly 4 Planted: 22 APR 18 Time : 1310 Hrs Pull Off Test: 24 APR18 Time : 1145 Hrs Result: 11.47 MPA 100% Adhesion Failure
	Comment: Dolly 5 Planted : 22 APR 18 Time : 1310 Hrs Pull Off Test: 24 APR18 Time : 1150 Hrs Result: 9.51 MPA 100% Adhesion Failure